

ЗУСТРІЧ 1.1

Знайомство

← Подорож 1

In this meeting, you will learn:

- ▶ to introduce yourself
- ▶ to get acquainted informally and formally
- ▶ to greet and to say 'goodbye' informally and formally
- ▶ to ask and answer the question як справи? "How are you?"


1

Listen to the dialogues. Are the situations in the dialogues formal or informal? [S1-1/2]

Dialogue 1

▶ 0:00 / 0:00 

Dialogue 2


▶ 0:00 / 0:00 

2

How is Oksana feeling in each dialogue? Listen to each dialogue and match them with the pictures. [S1-3/4/5/6]



A



B




C




D

Dialogue 1

▶ 0:00 / 0:00 

Dialogue 2

▶ 0:00 / 0:00 

Dialogue 3

▶ 0:00 / 0:00



Dialogue 4

▶ 0:00 / 0:00



3

- a** Look at the picture and watch your instructor role-playing a dialogue between Oksana and her friend Serhiy.



- b** Listen to your instructor and repeat the sentences from the conversation between Oksana and her friend Serhiy.
- c** Work with your partner and prepare a role-play of the dialogue.

4

Walk around the class and get acquainted with as many people as possible, using the new phrases you have just learned.

ЗУСТРІЧ 1.3

Знайомство

← Подорож 1

In this meeting, you will learn:

- ▶ pronouns (*khto* "who" and *shcho* "what")
- ▶ personal pronouns (*vin* "he", *vona* "she", *vono* "it")
- ▶ the gender of nouns (masculine, feminine, neuter)
- ▶ the alphabet
- ▶ vocabulary (cognates)

- a** Look at the pictures. What are the people saying to each other? Provide as many phrases in Ukrainian as possible.



- b** Listen to each dialogue. Which phrases from the dialogues could be added to those you just provided. [S1-7, S1-8]

Dialogue 1

▶ 0:00 / 0:00

Dialogue 2

▶ 0:00 / 0:00

- c** Repeat after the recording.
[S1-7, S1-8]

Dialogue 1

▶ 0:00 / 0:00

Dialogue 2


▶ 0:00 / 0:00

- d** Work with your partner to practice similar dialogues.

[Optional] Walk around the class and talk to as many people as possible, greeting them, asking how they are, and saying "good bye" in Ukrainian.

3

a Look at the pictures. Listen and follow along with the words. [S1-9]



1. кафе



2. ресторан



3. банк



4. метро




5. казино



6. університет



7. опера



b Listen and repeat. [S1-9]

c Work with your partner. Ask and answer each other's questions about the students in the

group and the objects in the pictures in a).


Pattern:

- Хто це?
- Це Марк.
- Що це?
- Це бар.

Listen and number the images accordingly.
[S1-10]

4

▶ 0:00 / 0:00



Оксана /Oksana/



Лука /Luka/



метро /metro/



банк /bank/



опера /opera/

5

Match the corresponding cognates.

1. bank
2. Oksana
3. Luka
4. opera
5. metro

- а. Оксана
- б. Лука
- с. банк
- д. метро
- е. опера

6

Look at the Ukrainian alphabet. Circle the letters that were used in the Ukrainian cognates in Вправа 5.

Український Алфавіт										
Аа	Бб	Вв	Гг	Ґґ	Дд	Ее	Єє	Жж	Зз	Ии
Іі	Її	Йй	Кк	Лл	Мм	Нн	Оо	Пп	Рр	Сс
Тт	Уу	Фф	Хх	Цц	Чч	Шш	Щщ	Юю	Яя	Ь

7

a Listen and repeat the alphabet. [S1-11]

b Pronounce the circled letters.

▶ 0:00 / 0:00

8

Read the following Ukrainian words.

Оксана, опера, Лука, банк, метро.

9


Write your name in Ukrainian. Walk around the class and ask your classmates to read it.

Grammar in Focus:
Personal Pronouns

Person	Singular		Plural	
First	"I"	я	"we"	ми
Second	"you"	ти	"you"	ви
Third	"he"	він	"they"	вони
	"she"	вона		
	"it"	воно		

10

a Look at the pictures. Listen and follow along with the words. [S1-12]




1. кафе – воно



2. ресторан – він



3. банк – він



4. метро – воно



5. казино – воно



6. університет – він



7. опера – вона

b Listen and repeat. [S1-12]

c Work with your partner. Ask and answer each other's questions about the students in the group and the objects in the pictures in a). Follow the patterns:

Pattern A:
опера → вона
Джеймс → він

Pattern B:
— Хто це?
— Це Марк.
— Що це?
— Це бар.

☰ Подорож 1

← Станція 1.2 | Станція 1.4 →

ПодорожіUA by Alla Nedashkivska and Olena Sivachenko (in collaboration with Oksana Perets). Design by Sergiy Kozakov.
Copyrighted under a Creative Commons [Attribution-NonCommercial-NoDerivs 4.0 Unported](#) (CC BY-NC-ND 4.0) License.

ЗУСТРІЧ 1.5

Знайомство

← Подорож 1

In this meeting, you will learn:

- ▶ the gender of nouns (masculine, feminine, neuter)
- ▶ the alphabet
- ▶ vocabulary (geographical names)
- ▶ cultural information about some major establishments in Ukraine
- ▶ to carry on a simple conversation
- ▶ to write in cursive

a Listen and repeat the Ukrainian alphabet. [S1-11]

▶ 0:00 / 0:00

Український Алфавіт										
Аа	Бб	Вв	Гг	Ґґ	Дд	Ее	Єє	Жж	Зз	Ии
Іі	Її	Йй	Кк	Лл	Мм	Нн	Оо	Пп	Рр	Сс
Тт	Уу	Фф	Хх	Цц	Чч	Шш	Щщ	Юю	Яя	Ь

b Listen and say aloud the missing letters. [S1-13]

▶ 0:00 / 0:00

a Listen and circle the letter you hear. [S1-14]

▶ 0:00 / 0:00

1. Аа, Оо, Уу.
2. Бб, Пп, Рр.
3. Лл, Мм, Нн.
4. Гг, Ґґ, Хх.
5. Ии, Іі, Її.
6. Її, Яя, Юю.
7. Цц, Чч, Шш, Щщ.
8. Іі, Її, Йй.
9. Бб, Вв, Фф.
10. Ее, Єє, Сс.
11. Жж, Зз, Сс.

b Work with your partner. Read all the letters in

section a above, taking turns.

3

Let's play Bingo! Study the Bingo Card. Listen to the recording and cross out the letters in your sheet as you hear them. When you complete a column, loudly say: "Bingo!" [S1-15]

▶ 0:00 / 0:00

Вв	Гг	Ґґ	Дд	Ее
Єє	Жж	Зз	Ии	Іі
Її	Йй	Лл	Нн	Пп
Рр	Уу	Фф	Хх	Цц
Чч	Шш	Щщ	Юю	Яя

4

a Write five letters. Read them to your partner who must write them down. Share your results.

b Write five letters. Share them with your partner who must say them out loud.

5

a Work with your partner. Study the Ukrainian abbreviations. What do you think they represent?



1.



2.



3.



4.

b Listen to the cultural information about the abbreviations in (a). Were your guesses correct? [S1-16]

▶ 0:00 / 0:00

АТБ or "Агротехнічний бізнес" is the largest network of discount supermarkets in Ukraine.



TCH or Телевізійна служба новин is a daily news service on the most popular Ukrainian TV channel "1+1".

ЧНУ or Чернівецький національний університет імені Юрія Федьковича is a prestigious university in Western Ukraine. It is recognized by UNESCO as a World Heritage Site.

MAU or "Міжнародні авіалінії України" is an air carrier and the largest airline of Ukraine.

c Read the abbreviations out loud.



a Work collaboratively. Study the geographical names in cursive. Rewrite these words using print letters.

	Cursive	Upright	English variant
1.	Київ	Київ	Kyiv
2.	Ермонтон		
3.	Канада		
4.			

Торонто

5. Монте-Карло

6. Аризона

7. Внєкс

8. Онтаріо

9. Україна

b Share your results.

c What are the English equivalents for these geographical names? Share your answers.

d What is the gender of these geographical names? Discuss with your classmates.

a Match the sentences in cursive and in print. Share your results.

Cursive

Upright

(1) Я Алла. А ви?

(a) Добрий день!

(2) Добрий день!

(b) Дуже приємно.

(3) Дуже приємно.

(c) Я Петро.

(4) Я Петро.

(d) Добрий день!

(5) Добрий день!

(e) Я Алла. А ви?

(6) Дуже приємно.

(f) Дуже приємно.

b Work with your partner. Put the sentences in order. Listen and check. [S1-1]

c Work with your partner. Role-play the dialogue in (a).

d Is the dialogue in (a) formal or informal? Why do you think so?

▶ 0:00 / 0:00



- e How would you get acquainted informally?
Work with your partner and prepare a role-play of such a situation.

☰ Подорож 1

← Станція 1.4 | Пересадка 1.6 →

ПодорожіUA by Alla Nedashkivska and Olena Sivachenko (in collaboration with Oksana Perets). Design by Sergiy Kozakov.
Copyrighted under a Creative Commons [Attribution-NonCommercial-NoDerivs 4.0 Unported](#) (CC BY-NC-ND 4.0) License.